


Component Diagram - GreaseShield®1850-F



**Environmental
Products and Services Ltd**

Award Winning Technology

www.GreaseShield.com

HEAD OFFICE +44 (0) 28 3083 3081

sales@epas-ltd.com

GB OFFICE +44 (0) 161 477 5555

V1 04/09/2024


Component Diagram - GreaseShield®1850-F



FS2000 Tank
0514P01-E


Breather Plug
0514P04-A

FS2000 Lid
0514P03-D



Breather Spring
0514P05-A


Mesh Filtration Basket
0514A04



Lid Seal
0514P12-E



Stainless Steel Stand (Optional Extra)
0514A02



Foot Bracket
0514P07-A

Adjustable Feet (M8 - 135mm)
0411P10-69



**Environmental
Products and Services Ltd**

Award Winning Technology

www.GreaseShield.com

HEAD OFFICE +44 (0) 28 3083 3081

sales@epas-ltd.com

GB OFFICE +44 (0) 161 477 5555

V1 04/09/2024