

Operations Guide - GreaseShield® 3000-DW

Pre-Filter

Solids are collected in the removable Pre-Filter basket. The basket must be emptied regularly and cleaned at least once a day. Please ensure a basket is always in place during normal operation.



FOG Container

The extracted FOGs are collected in the FOG storage container. This container must be emptied and cleaned at least once a day. The Max Fill Line should not be exceeded.

Normal Operational Times



The standard operation times for a GreaseShield@3000-DW is from 07:00 until 02:30 hrs.

Grease Removal - 5 minutes on followed by 5 minutes off for the duration of the operational period.

Solids Filtration - Active for 5 minutes on the hour, for every hour of the operational period.

Cleaning - Once a day, at the start of operation.


(These operation times can be adjusted upon request.)

Grey Water Recirculation

During operational hours when FOG removal takes place, grey water is recirculated from the outlet of the GreaseShield@1850 back to the Inlet. This encourages the reverse flow of effluent and ensures that FOGs are directed towards the FOG Removal Roller.

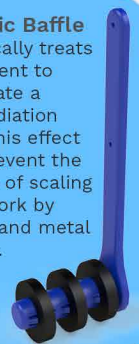
Automated Self Cleaning

Upon activation clean hot water is added into the GreaseShield®, via a WRAS approved water solenoid valve. The Combination of this with the pulsing action of the Grey Water Recirculation pump, agitates and circulates the effluent preventing build of fine sediments in the tank. (Additional cleaning cycles can be added upon request)



Magnetic Baffle

Magnetically treats the effluent to help create a Bioremediation effect. This effect helps prevent the build-up of scaling in pipework by calcium and metal deposits.



Service Function

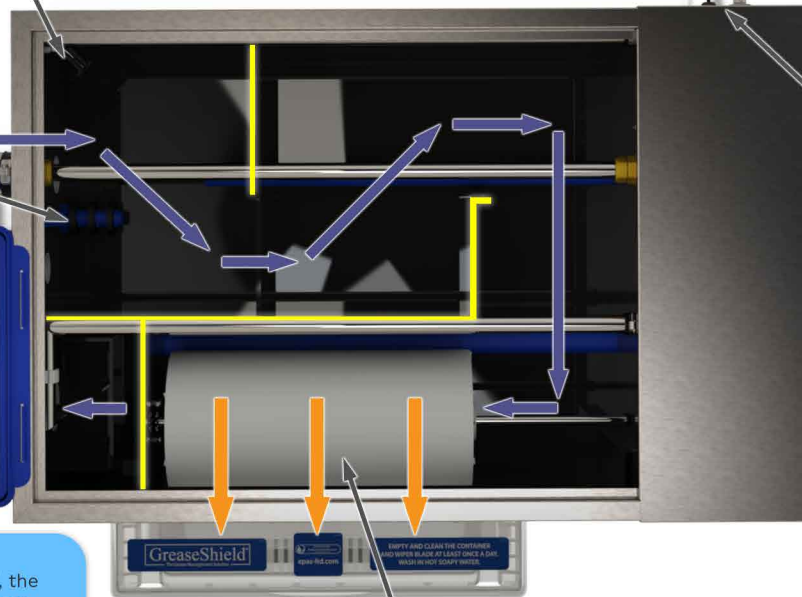
The Manual Decant button activates the Anti-Flood pump to lower the water level of the unit for servicing.

(Service permitted only by trained and authorised personnel)



Solids Filtration

Due to the low level of the GS3000-DW, the Inlet pipe does not allow for solids to pass directly through the Pre-Filter. Instead the solids are collected in the first section of the tank. The Effluent, containing Solids is then re-circulated through the Pre-Filter where solids are removed and Effluent is deposited back into the tank for FOG removal.



FOG Removal

A number of co-operating baffles combined with the reverse flow design of the tank, utilises the difference density of grey water and FOGs to separate the effluent. FOGs are directed towards a large, oleophilic (attracts FOGs) and hydrophobic (repels water), FOG Removal Roller. This submerged Roller removes the FOGs from the effluent. A silicone Wiper Blade scrapes the FOGs from the roller.



**Environmental
Products and Services Ltd**

Award Winning Technology

www.GreaseShield.com

HEAD OFFICE +44 (0) 28 3083 3081

sales@epas-ltd.com

GB OFFICE +44 (0) 161 477 5555

V5 11/10/2022