


# Operations Guide - GreaseShield® 1850-CRM-4

**Front Loading Pre-Filter**  
Solids are collected and de-watered in the removable Filter Sleeve. The sleeve must be emptied regularly and cleaned at least once a day. Please ensure the sleeve is always screwed fully in place during normal operation.



## Normal Operational Times



The standard operation times for a GreaseShield@1850 is from 07:00 hrs until 02:30 hrs.


**Grease Removal** - Always active for the duration of the operational period.

**Cleaning** - Every 30 minutes for 60 seconds.

(These operation times can be adjusted upon request.)

**Genie H2O - In-line Water Heater**  
For situation where no mains hot water supply is available. The GS1850-CRM-4 comes with a Genie H2O In-line Water Heater as standard. The incoming clean water is heated to the required temperature for the Automated Self Cleaning.

(A 16 Amp in-dependant fused spur is required to power the Genie H2O.)



## Stainless Steel FOG Container

The extracted FOGs are collected in the FOG storage container. This container must be emptied and cleaned at least once a day including the wiper blade. The sight glass allows you to determine when the container is full.

## Steam/Condensate Inlet

The Manifold on the rear of the GS1850-CRM-4 can be connected directly to Steam or Condensate drainage points to allow for complete collection of any Fats, Oils and Grease.

## Service Function

The Manual Service button activates a Pump to lower the water level of the unit for servicing. Grey water is extracted from the bottom of the tank and sent directly to the drain via the grey flexible hose on the back.


(Service permitted only by trained and authorised personnel)



## Automated Self Cleaning

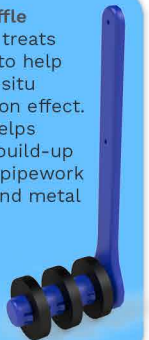
Every 30 minutes during operational hours clean hot water is added into the GreaseShield®, via a WRAS approved water solenoid valve. The Combination of this with the pulsing action of the Grey Water Recirculation pump, agitates and circulates the effluent preventing build of fine sediments in the tank.

(Additional cleaning cycles can be added upon request)



## Magnetic Baffle

Magnetically treats the effluent to help create an in-situ Bioremediation effect. This effect helps prevent the build-up of scaling in pipework and metal deposits.



## Grey Water Recirculation

During operational hours when FOG removal takes place, waste thermal water is recirculated from the outlet of the GreaseShield@1850 back to the Inlet. This encourages the reverse flow of effluent and ensures that FOGs are directed towards the FOG Removal Roller.

## FOG Removal

A number of co-operating baffles combined with the reverse flow design of the tank, utilises the difference density of grey water and FOGs to separate the effluent. FOGs are directed towards a large, oleophilic (attracts FOGs) and hydrophobic (repels water), FOG Removal Roller. This submerged Roller removes the FOGs from the effluent. A silicone Wiper Blade, with anti-static properties, scrapes the FOGs from the roller and deposits them into the FOG Container.



**Environmental Products and Services Ltd**

Award Winning Technology

[www.GreaseShield.com](http://www.GreaseShield.com)

HEAD OFFICE +44 (0) 28 3083 3081

[sales@epas-ltd.com](mailto:sales@epas-ltd.com)

GB OFFICE +44 (0) 161 477 5555

V4 08/08/2022