


Operations Guide - FilterShield™1500



Quick Release Lid

The FilterShield™1500s Lid simply clips in place and is quick to remove when a service is required. The Stainless Steel Toggle Latches hold the lid in place to stop any liquid splashes or odours escaping from it.



Filter Basket

The Filter Basket collects any solid contaminants that pass through the arterial drainage line. The perforated design allows liquids to pass through and de-waters any solids that are collected. The basket is easy to remove and clean.


Pull Out Drawer

The FilterShield™1500 features a pull-out drawer that holds the Filter Basket. This allows it to be installed in areas where access from above is limited or restricted. The ball bearing drawer runners provide a smooth motion and also lock it in place during normal operation.



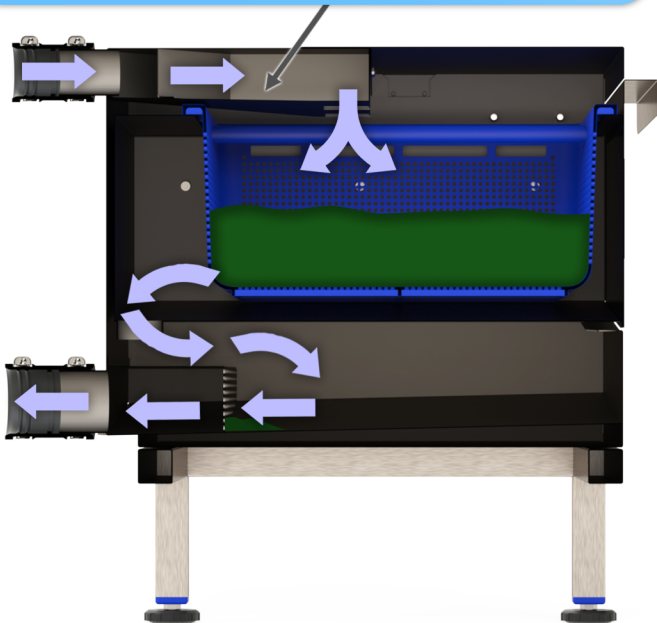
Manifold Inlet

The FilterShield™1500 has a Manifold inlet design which helps to control the flow and distributes it into the base of the filter basket. This assists with the solid separation and de-watering processes. The liquid effluent passes through the perforated holes and the solid contaminants are retained in the basket. The Manifold Plate is detachable for easy cleaning.




Self Levelling Adjustable Feet

The FilterShield™1500 is supplied with self levelling adjustable feet. These feet can raise the height of the FilterShield™1500 by up to 120mm (4.7").



Secondary Filter Plate

The FilterShield™1500 has a secondary filter plate in the base of the tank, before the outlet. This is to prevent any Solids Waste from passing through if the Filter Basket is not in place or the drawer is left open.



Environmental
Products and Services Ltd

Award Winning Technology

FilterShield™
Food & Solid Waste Removal

V4 09/08/2022