

Operations Guide - GreaseShield® 2000-PF

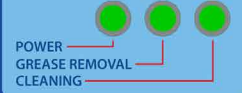
Pre-Filter

Solids are collected and de-watered in the removable Pre-Filter basket. The basket must be emptied regularly and cleaned at least once a day. Please ensure a basket is always in place during normal operation.



Normal Operational Times

GreaseShield®
PATENT No. GB2497334



The standard operation times for a GreaseShield@2000 is from 07:00 hrs until 02:30 hrs.

Grease Removal - 5 minutes on followed by 5 minutes off for the duration of the operational period.

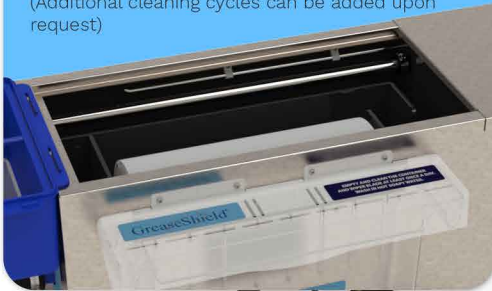
Cleaning - Once a day, at the start of operation.

(These operation times can be adjusted upon request.)

Automated Self Cleaning

Upon activation clean hot water is added into the GreaseShield®, via a WRAS approved water solenoid valve. The Combination of this with the pulsing action of the Grey Water Recirculation pump, agitates and circulates the effluent preventing build of fine sediments in the tank.

(Additional cleaning cycles can be added upon request)




FOG Container

The extracted FOGs are collected in the FOG storage container. This container must be emptied and cleaned at least once a day including the wiper blade. The Max Fill Line should not be exceeded.

Service Function

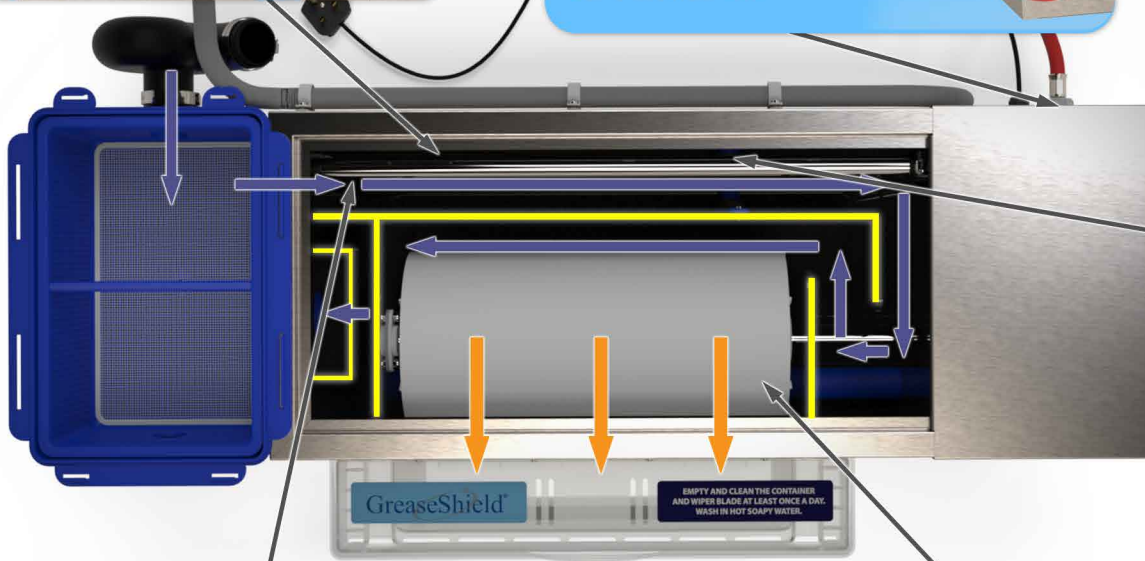
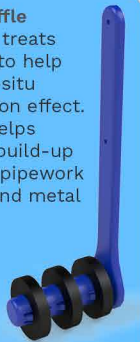
The Manual Service button activates a Pump to lower the water level of the unit for servicing. Grey water is extracted from the bottom of the tank and sent directly to the drain via the grey flexible hose on the back.

(Service permitted only by trained and authorised personnel)



Magnetic Baffle

Magnetically treats the effluent to help create an in-situ Bioremediation effect. This effect helps prevent the build-up of scaling in pipework with calcium and metal deposits.



Grey Water Recirculation

During operational hours when FOG removal takes place, waste thermal water is recirculated from the outlet of the GreaseShield@2000 back to the Inlet. This encourages the reverse flow of effluent and ensures that FOGs are directed towards the FOG Removal Roller.

FOG Removal

A number of co-operating baffles combined with the reverse flow design of the tank, utilises the difference density of grey water and FOGs to separate the effluent. FOGs are directed towards a large, oleophilic (attracts FOGs) and hydrophobic (repels water), FOG Removal Roller. This submerged Roller removes the FOGs from the effluent. A silicone Wiper Blade, with anti-static properties, scrapes the FOGs from the roller and deposits them into the FOG Container.



**Environmental
Products and Services Ltd**

Award Winning Technology

www.GreaseShield.com

HEAD OFFICE +44 (0) 28 3083 3081

sales@epas-ltd.com

GB OFFICE +44 (0) 161 477 5555

V4 28/06/2021